

## Government Industry\*

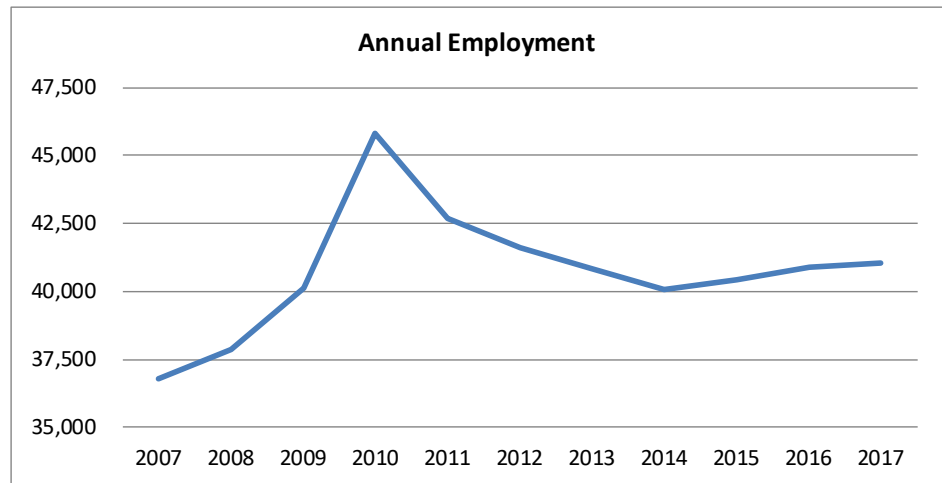
### Employment Projections

Industry Title	First Quarter 2017 Employment	First Quarter 2019 Forecast	Change 2017 - 2019	
			Employment	Percent
Government	345,733	344,159	-1,574	-0.5%

Source: Ohio Bureau of Labor Market Information

### Federal Government Employment Trends

Employment	
Year	Amt
2007	36,799
2008	37,860
2009	40,121
2010	45,826
2011	42,704
2012	41,600
2013	40,817
2014	40,053
2015	40,450
2016	40,893
2017	41,044

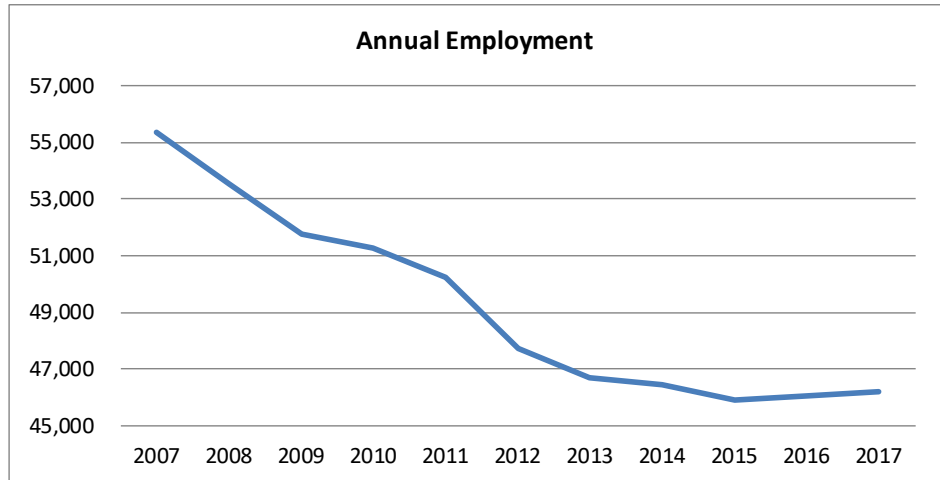


Source: Quarterly Census of Employment and Wages, BLS, November 2018

\*Data across all tables may not be comparable due to differences in reporting periods, data source and data compression and rounding.

**State Government Employment Trends**

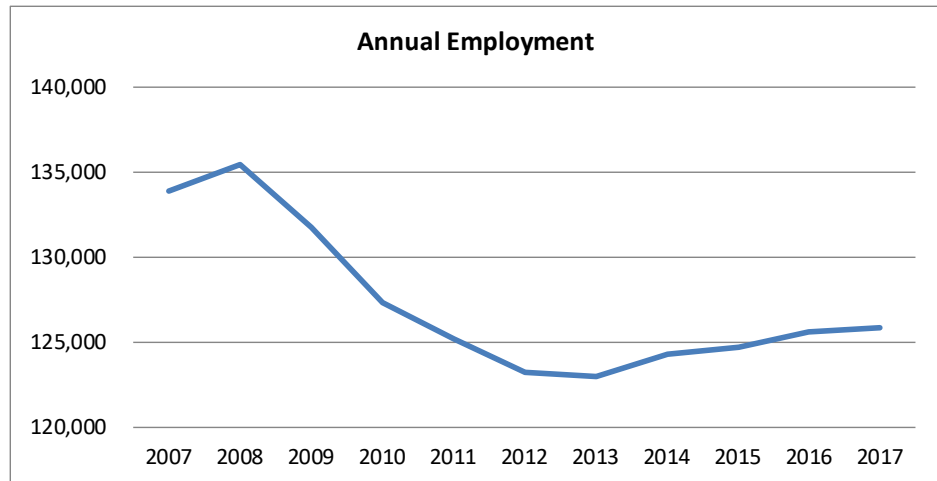
Employment	
Year	Amt
2007	55,360
2008	53,527
2009	51,744
2010	51,295
2011	50,238
2012	47,727
2013	46,690
2014	46,468
2015	45,893
2016	46,046
2017	46,227



Source: Quarterly Census of Employment and Wages, BLS, November 2018

**Local Government Employment Trends**

Employment	
Year	Amt
2007	133,912
2008	135,460
2009	131,770
2010	127,306
2011	125,195
2012	123,224
2013	122,958
2014	124,343
2015	124,697
2016	125,613
2017	125,849

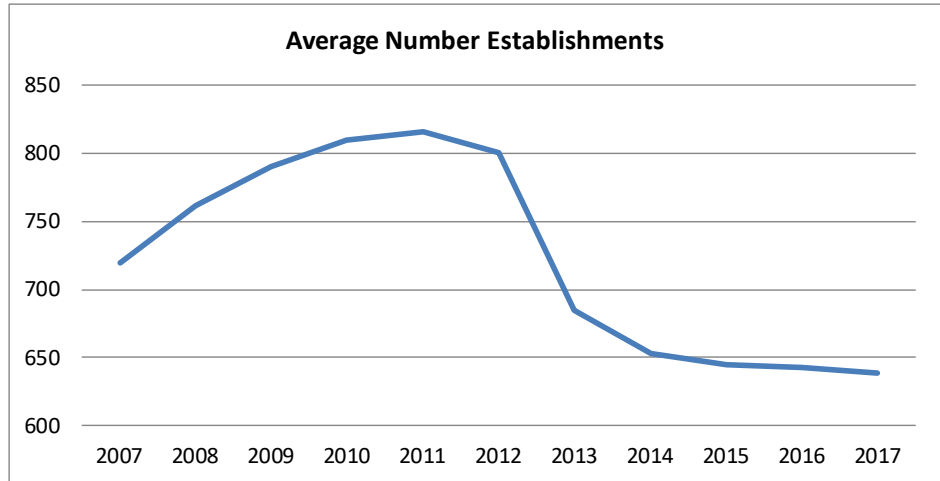


Source: Quarterly Census of Employment and Wages, BLS, November 2018

\*Data across all tables may not be comparable due to differences in reporting periods, data source and data compression and rounding.

**Number of Federal Gov't Establishments**

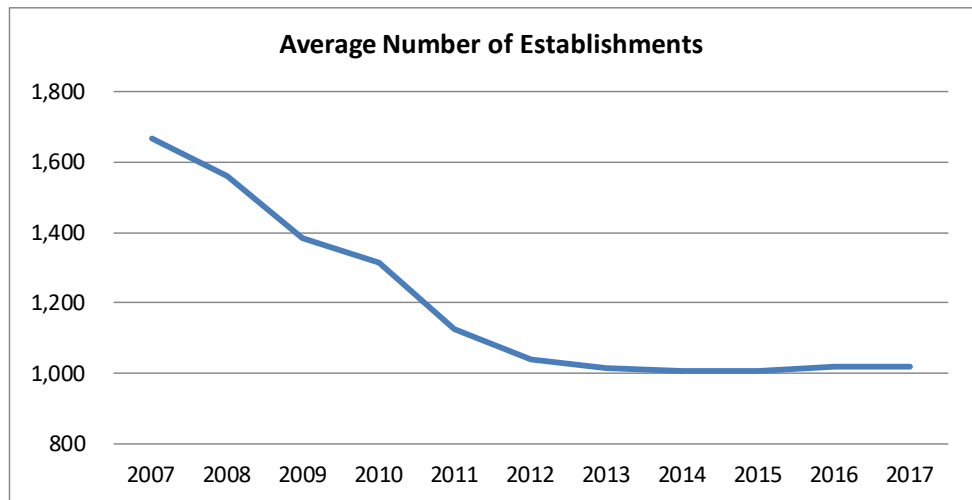
Establishments	
Year	Amt
2007	720
2008	762
2009	790
2010	810
2011	816
2012	801
2013	685
2014	653
2015	645
2016	643
2017	639



Source: Quarterly Census of Employment and Wages, BLS, November 2018

**Number of State Gov't Establishments**

Establishments	
Year	Amt
2007	1,669
2008	1,561
2009	1,386
2010	1,315
2011	1,125
2012	1,040
2013	1,017
2014	1,007
2015	1,007
2016	1,018
2017	1,020

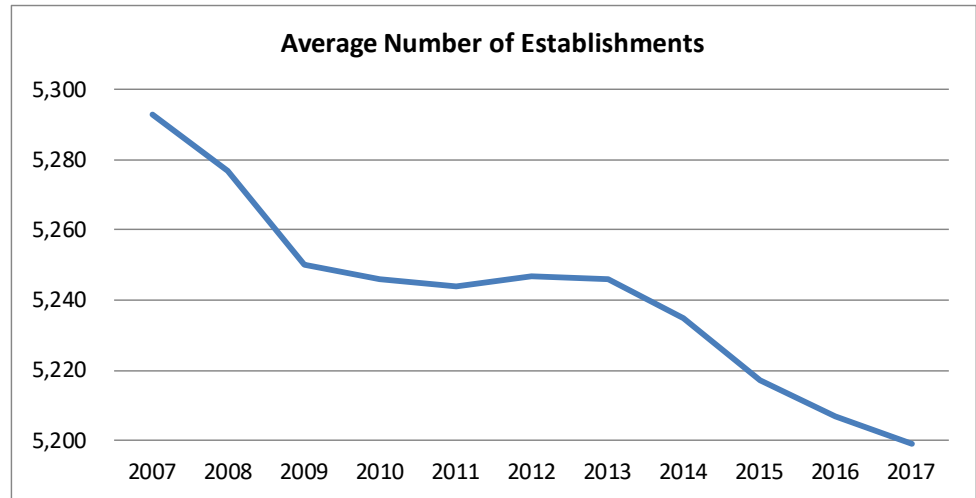


Source: Quarterly Census of Employment and Wages, BLS, November 2018

\*Data across all tables may not be comparable due to differences in reporting periods, data source and data compression and rounding.

**Number of Local Gov't Establishments**

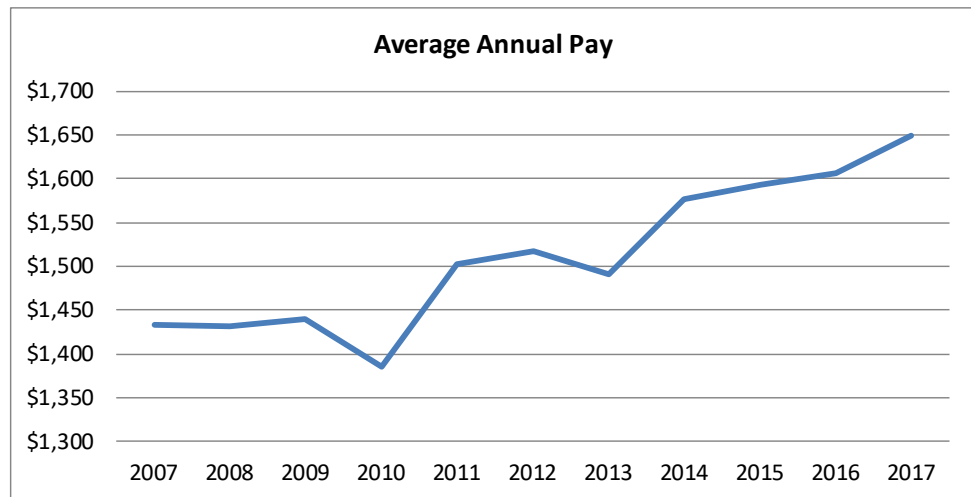
Establishments	
Year	Amt
2007	5,293
2008	5,277
2009	5,250
2010	5,246
2011	5,244
2012	5,247
2013	5,246
2014	5,235
2015	5,217
2016	5,207
2017	5,199



Source: Quarterly Census of Employment and Wages, BLS, November 2018

**Federal Government Industry Wages**

Avg Annual Pay	
Year	Amt
2007	\$1,434
2008	\$1,432
2009	\$1,440
2010	\$1,385
2011	\$1,502
2012	\$1,518
2013	\$1,491
2014	\$1,577
2015	\$1,593
2016	\$1,607
2017	\$1,649

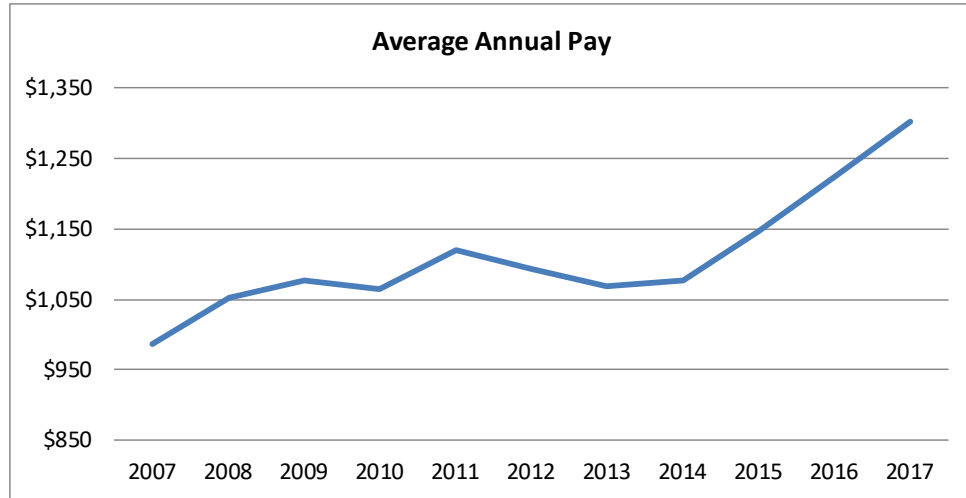


Source: Quarterly Census of Employment and Wages, BLS, November 2018

\*Data across all tables may not be comparable due to differences in reporting periods, data source and data compression and rounding.

**State Government Industry Wages**

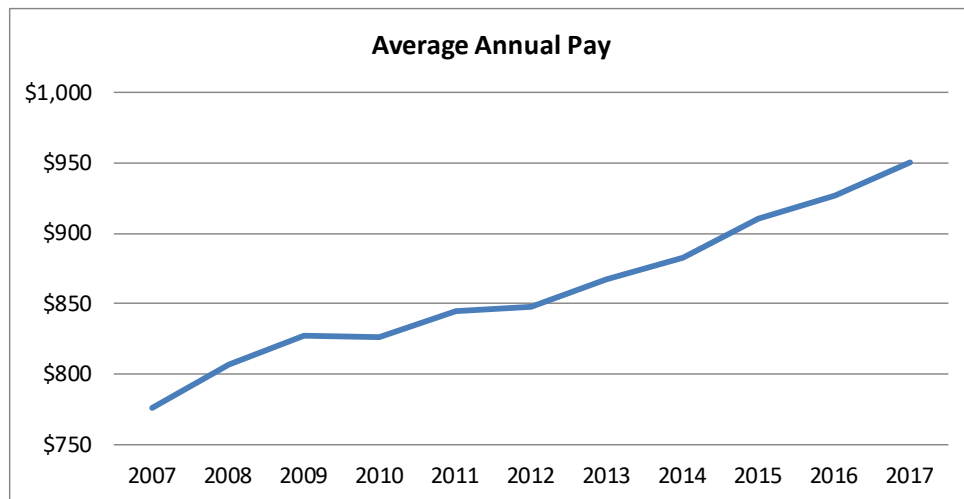
Avg Annual Pay	
Year	Amt
2007	\$987
2008	\$1,053
2009	\$1,076
2010	\$1,065
2011	\$1,119
2012	\$1,094
2013	\$1,068
2014	\$1,077
2015	\$1,146
2016	\$1,225
2017	\$1,302



Source: Quarterly Census of Employment and Wages, BLS, November 2018

**Local Government Industry Wages**

Avg Annual Pay	
Year	Amt
2007	\$776
2008	\$807
2009	\$827
2010	\$826
2011	\$845
2012	\$848
2013	\$867
2014	\$883
2015	\$910
2016	\$927
2017	\$950

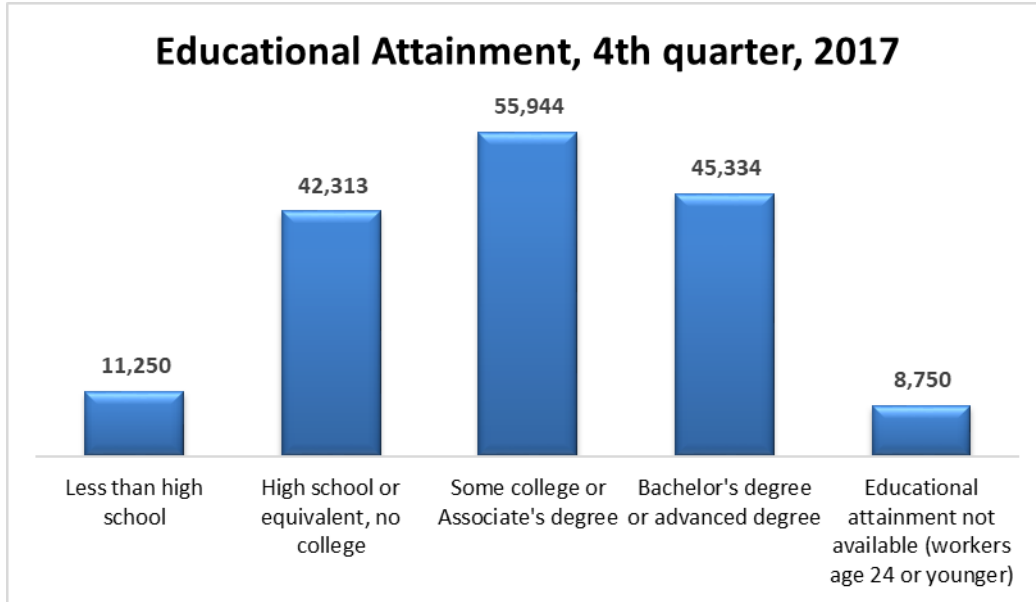


Source: Quarterly Census of Employment and Wages, BLS, November 2018

\*Data across all tables may not be comparable due to differences in reporting periods, data source and data compression and rounding.

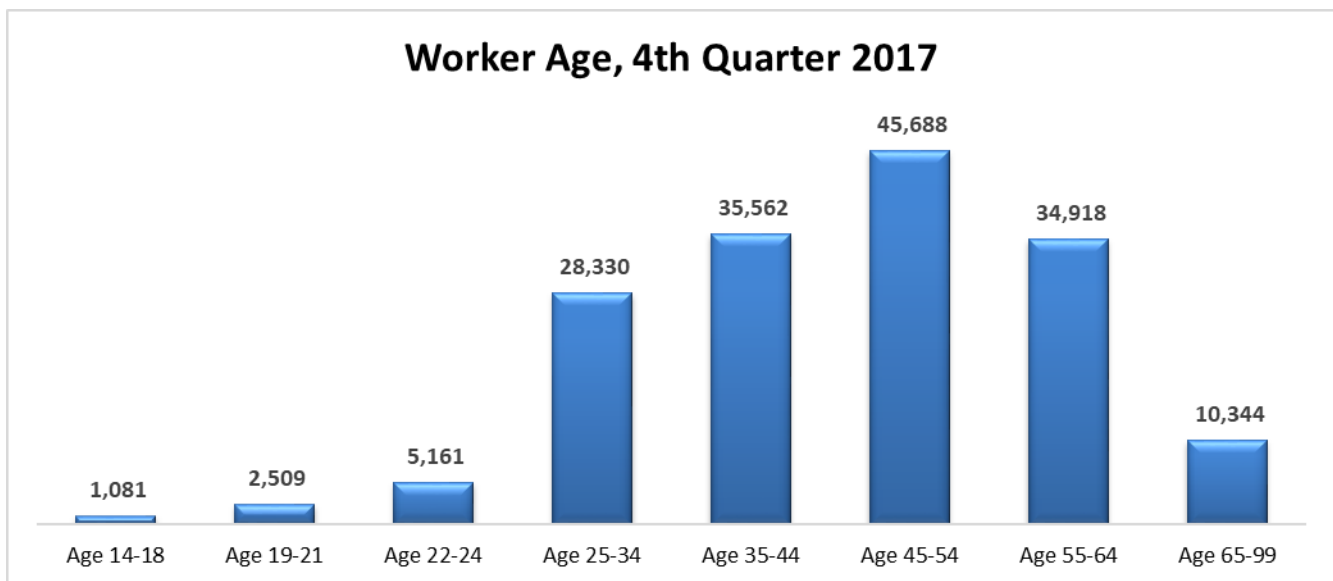
## Government Industry\*

### Educational Attainment



Source: U.S. Census Bureau, Quarterly Workforce Indicators

### Worker Age

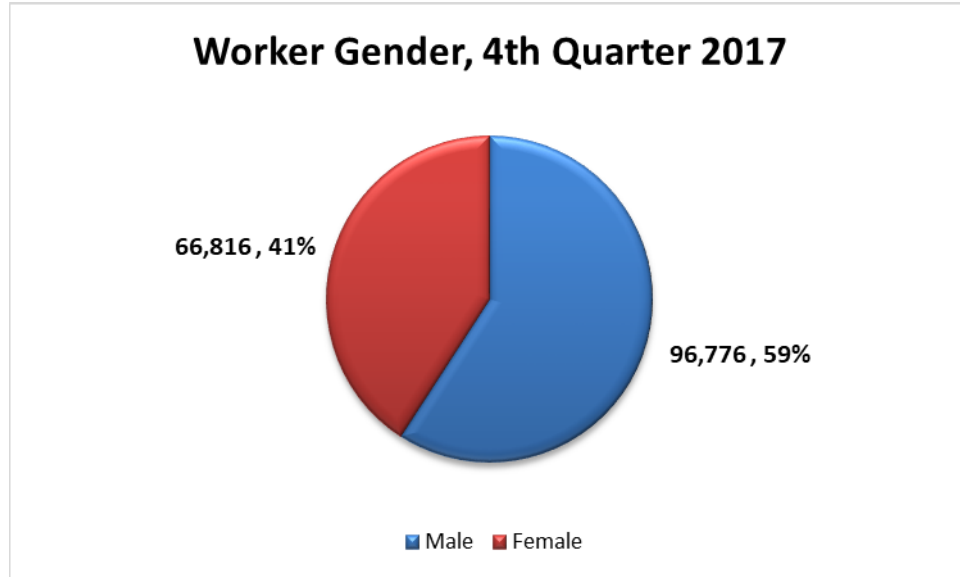


Source: U.S. Census Bureau, Quarterly Workforce Indicators

\*Data across all tables may not be comparable due to differences in reporting periods, data source and data compression and rounding.

## Government Industry\*

### Worker Gender



Source: U.S. Census Bureau, Quarterly Workforce Indicators

\*Data across all tables may not be comparable due to differences in reporting periods, data source and data compression and rounding.